

## AMC529 / AMC529C – AMC Dual DAC 14-bit @ 5.7 GSPS Module

High Speed Dual DAC, 5.7 GSPS



AMC529

AMC529C

### KEY FEATURES

- Dual AD9129 DAC, 14-bit at 5.7 GSPS (2.85 GSPS direct RF synthesis)
- Conduction cooled version available
- Single module, mid-size per AMC.0
- Xilinx Virtex-7 690T FPGA in FFG-1761 package
- Triple bank QDR-II+ memory (432 Mb total) and 1GB DDR3
- AMC Ports 4-11 are routed to FPGA per AMC.1, AMC.2 and AMC.4 (PCIe, SRIO, XAUI, etc. are FPGA programmable)
- AMC Ports 12-15 and 17-20 optionally routed to the FPGA
- Internal, external or backplane clock with on-board wide-band PLL
- IPMI 2.0 compliant

## AdvancedMC™

### Benefits of Choosing VadaTech

- Ultra-high speed DAC speed in compact modular format
- Excellent dynamic and direct RF synthesis performance
- Ideal for communications systems, automatic test equipment, RADAR/Jamming
- Strong mil/aero support – conduction cooled variant available
- Electrical, mechanical, software, and system-level expertise in house
- Full system supply from industry leader
- AS9100 and ISO9001 certified company

The AMC529 provides two Analog Devices AD9129. Each chip core is based on a quad-switch architecture that enables dual-edge clocking operation, effectively increasing the DAC update rate to 5.7 GSPS when configured for Mix-Mode™ or 2x interpolation. The high dynamic range and bandwidth enable multi-carrier generation up to 4.2 GHz. The on-board Virtex-7 690T provides signal processing capability for complex waveform generation, appropriate for applications such as SDR, ATE and jamming.

The AMC ports 12-15 and 17-20 are optionally routed to the FPGA from the AMC connector, providing the user with flexibility to support custom high-bandwidth interconnects between compatible FPGA modules (depending on backplane capabilities). The FPGA is supported by FLASH memory for boot image storage, four banks of QDR-II+ for fast data buffering and a further bank of DDR3 for local data.

TCLKA-D are routed to the FPGA via an on-board clock and jitter cleaner while FCLK is routed directly. The module includes a very flexible clocking sub-system, supporting internal or external (backplane or FMC connector) clock source with internal PLL/jitter cleaner.

The AMC529 is available in both air-cooled (MTCA.0 and MTCA.1) and rugged conduction-cooled (MTCA.2 or MTCA.3) versions.

## REFERENCE DESIGN

VadaTech provides a reference design implementation for our FPGAs complete with VHDL source code and configuration binaries. The reference design focuses on the I/O ring of the FPGA to demonstrate low-level operation of the interconnections between the FPGA and other circuits on the board and/or backplane. It is geared to prove out the hardware for engineering/factory diagnostics and customer acceptance of the hardware, but it does not strive to implement a particular end application.

## AMC529

### BLOCK DIAGRAM

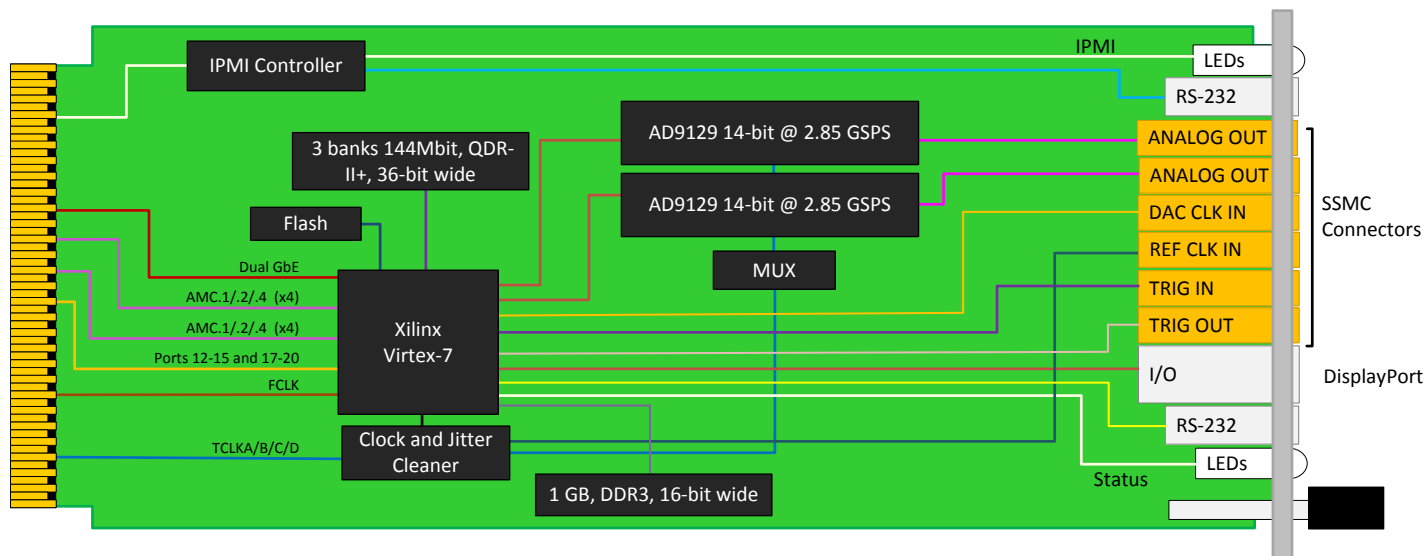


Figure 1: Block Diagram

### FRONT PANEL

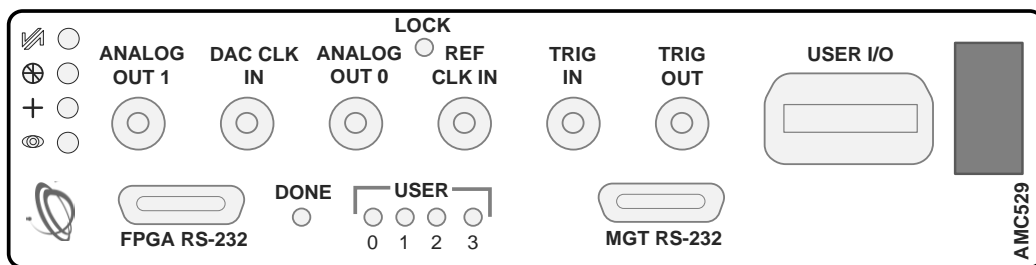


Figure 2: AMC529 Front Panel

## AMC529C

### BLOCK DIAGRAM

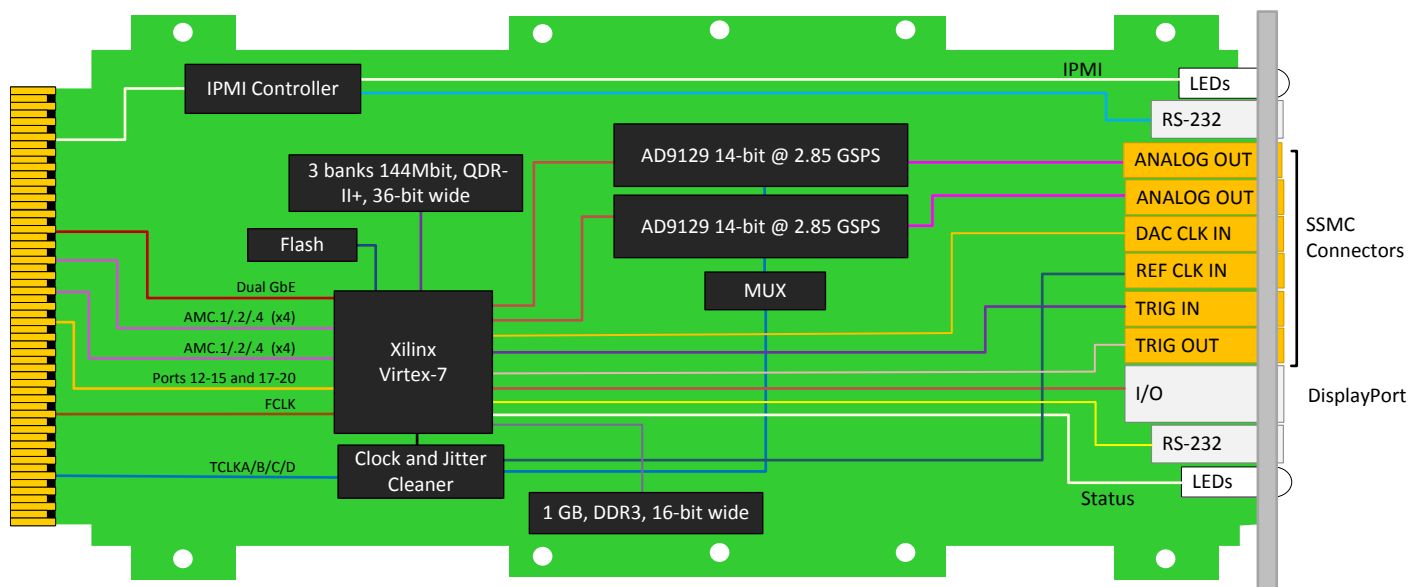


Figure 3: AMC529C Block Diagram

### FRONT PANEL

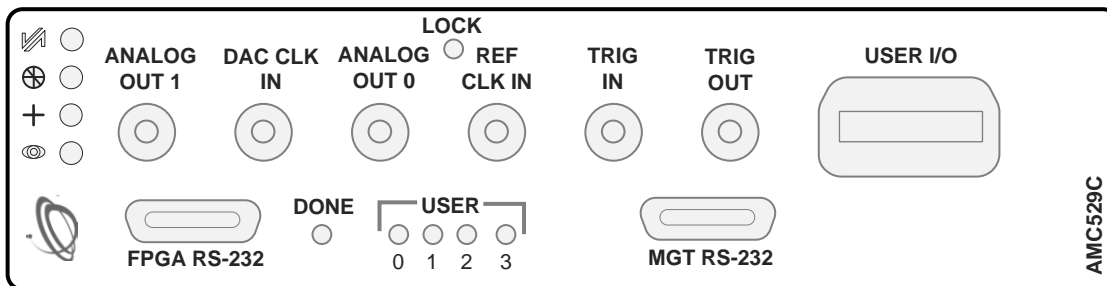


Figure 4: AMC529C Front Panel

# AMC529 / AMC529C – AMC Dual DAC 14-bit@ 5.7 GSPS Module

## SPECIFICATIONS

Architecture			
Physical	Dimensions	Single module, mid-size (full-size optional)	
		Width 2.89" (73.5 mm)	
		Depth 7.11" (180.6 mm)	
Type	AMC FPGA Carrier	Xilinx Virtex-7 device	
		Dual Port DAC	
Standards			
AMC	Type	AMC.1, AMC.2 and /or AMC.4	
Module Management	IPMI	IPMI version 2.0	
PCIe	Lanes	Dual x4 via FPGA to AMC or x8	
Ethernet	GbE	Dual GbE	
Configuration			
Power	AMC529	~35W (FPGA code dependent)	
Environmental	Temperature	Operating temperature: -5° to 45° C (55°C for limited time, performance restrictions may apply), industrial and military versions also available (See <a href="#">environmental spec sheet</a> )	
		Storage Temperature: -40° to +85° C	
		Vibration	1G, 5 to 500 Hz on each axis
		Shock	30Gs each axis
Front Panel	Relative Humidity	5 to 95 percent, non-condensing	
	Interface Connectors	Front panel DAC, CLK/TRIGIN, MGT RS-232, FPGA RS-232 and User I/O	
	LEDs	IPMI Management Status 4 user defined LEDs, 5 general status LEDs	
	Mechanical	Hot swap ejector handle (AMC529); wedgelocks (AMC529C)	
Software	Operating System	Linux (consult VadaTech for other options)	
Conformal Coating		Humiseal 1A33 Polyurethane (Optional)	
		Humiseal 1B31 Acrylic (Optional)	
Other			
MTBF	MIL Hand book 217-F @ TBD Hrs		
Certifications	Designed to meet FCC, CE and UL certifications where applicable		
Standards	VadaTech is certified to both the ISO9001:2000 and AS9100B:2004 standards		
Warranty	Two (2) years		

### INTEGRATION SERVICES AND APPLICATION-READY PLATFORMS

VadaTech has a full ecosystem of ATCA and  $\mu$ TCA products including chassis platforms, shelf managers, AMC modules, Switch and Payload Boards, Rear Transition Modules (RTM), Power Modules, and more. The company also offers integration services as well as pre-configured Application-Ready Platforms. Please contact VadaTech Sales for more information.

### Trademarks and Disclaimer

The VadaTech logo is a registered trademark of VadaTech, Inc. Other registered trademarks are the property of their respective owners. AdvancedTCA™ and the AdvancedMC™ logo are trademarks of the PCI Industrial Computers Manufacturers Group. All rights reserved. Specification subject to change without notice.

## ORDERING OPTIONS

### AMC529 – ABC – DEF – G0J

#### A = RF Direct Clock sampling

- 0 = Front panel
- 1 = On board wide-band PLL

#### B = Ports 12-15 and 17-20

- 0 = To FPGA
- 1 = Not Routed

#### C = Front Panel

- 1 = Reserved
- 2 = Mid-size
- 3 = Full-size
- 4 = Reserved
- 5 = Mid-size, MTCA.1 (captive screw)
- 6 = Full-size, MTCA.1 (captive screw)

#### D = FPGA

- 0 = Reserved
- 1 = Reserved
- 2 = XC7VX690T

#### E = FPGA Speed

- 1 = Reserved
- 2 = High
- 3 = Highest

#### F = PCIe Option

- 0 = No PCIe
- 1 = PCIe on ports 4 – 7
- 2 = PCIe on ports 8 – 11
- 3 = PCIe on ports 4 – 11

#### G = Clock Holdover Stability

- 0 = Standard (XO)
- 1 = Stratum-3 (TCXO)

#### J = Temperature Range and Coating

- 0 = Commercial (–5° to +55° C), No coating
- 1 = Commercial (–5° to +55° C), Humiseal 1A33 Polyurethane
- 2 = Commercial (–5° to +55° C), Humiseal 1B31 Acrylic
- 3 = Reserved
- 4 = Industrial (–20° to +70° C), Humiseal 1A33 Polyurethane
- 5 = Industrial (–20° to +70° C), Humiseal 1B31 Acrylic
- 6 = Military (–40° to +85° C), Humiseal 1A33 Polyurethane
- 7 = Military (–40° to +85° C), Humiseal 1B31 Acrylic

### AMC529C – ABC – DEF – G0J

#### A = RF Direct Clock sampling

- 0 = Front panel
- 1 = On board wide-band PLL

#### B = Ports 12-15 and 17-20

- 0 = To FPGA
- 1 = Not Routed

#### C = Ruggedization Level\*

- 0 = None
- 1 = Contact Vadatech
- 2 = Contact Vadatech
- 3 = Contact Vadatech

#### D = FPGA

- 0 = Reserved
- 1 = Reserved
- 2 = XC7VX690T

#### E = FPGA Speed

- 1 = Reserved
- 2 = High
- 3 = Highest

#### F = PCIe Option

- 0 = No PCIe
- 1 = PCIe on ports 4 – 7
- 2 = PCIe on ports 8 – 11
- 3 = PCIe on ports 4 – 11

#### G = Clock Holdover Stability

- 0 = Standard (XO)
- 1 = Stratum-3 (TCXO)

#### J = Temperature Range and Coating \*\*

- 0 = Commercial (–5° to +55° C), No coating
- 1 = Commercial (–5° to +55° C), Humiseal 1A33 Polyurethane
- 2 = Commercial (–5° to +55° C), Humiseal 1B31 Acrylic
- 3 = Reserved
- 4 = Industrial (–20° to +70° C), Humiseal 1A33 Polyurethane
- 5 = Industrial (–20° to +70° C), Humiseal 1B31 Acrylic
- 6 = Military (–40° to +85° C), Humiseal 1A33 Polyurethane
- 7 = Military (–40° to +85° C), Humiseal 1B31 Acrylic

\*Ruggedization level is per the uTCA.2 and uTCA.3 specification

\*\* Edge of module

## RELATED PRODUCTS



**AMC526 Dual  
ADC**



**AMC517 Kintex-7  
FPGA**



**VT872 1/2 ATR Short, 6 AMC  
Conduction Cooled Chassis**

## CONTACT US

### VadaTech Corporate Office

198 N. Gibson Rd.  
Henderson, NV 89014  
Email: [info@vadatech.com](mailto:info@vadatech.com)  
Telephone: +1 702 896-3337  
Fax: +1 702 896-0332

### Asia Pacific Sales Office

7 Floor, No. 2, Wenhua Street, Neihu District,  
Taipei 114, Taiwan  
Email: [info@vadatech.com](mailto:info@vadatech.com)  
Telephone: +886-2-2627-7655  
Fax: +886-2-2627-7792

### Europe: EMCOMO Solutions AG

Industriestr. 10, 89231 Neu-Ulm,  
Germany  
Email: [vadatech@emcomo.de](mailto:vadatech@emcomo.de)  
Telephone: +49 731 8803510  
Fax: +49 731 88035129